

STEP-BY-STEP TO WATCHING PTE'S DIGITAL PRODUCTIONS

NOTE: PTE Box Office staff are available by phone every day from 1 – 9 pm if you have more questions. Call (204) 942-5483

STEP 1 – Log into your PTE account

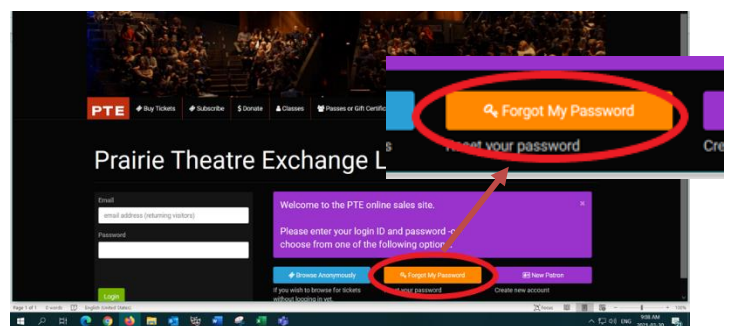
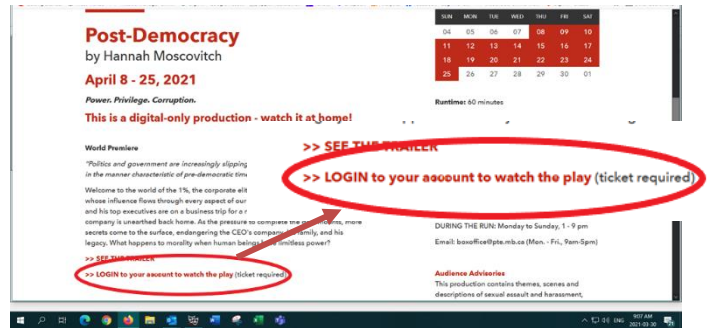
[>> Click here to login](#)

OR find the link:

- On the *Post-Democracy* web page
- In the information email
- In the reminder emails

If you can't remember your password, click FORGOT MY PASSWORD, and a new password will be emailed to you within a few minutes. Check your junk mail, just in case.

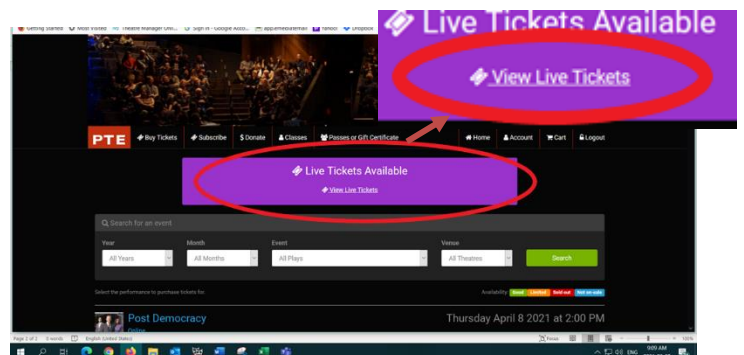
If you encounter any issues logging in, call the PTE Box Office at (204) 942-5483. They will be available from 1-9 pm every day during the run.



STEP 2 – Find your ticket

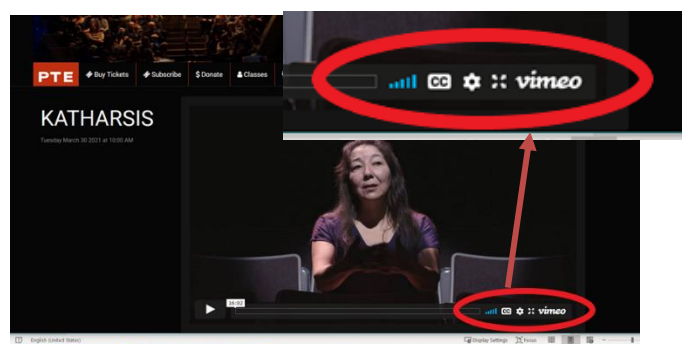
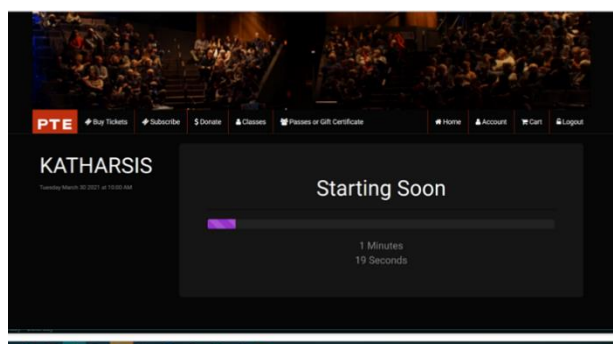
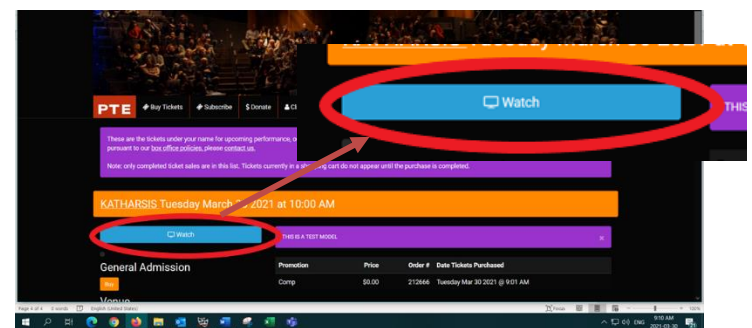
Once you login, you'll be taken to a screen with a big purple box at the **top** or **bottom** that says "Live Tickets Available".

Click on the "View Live Tickets" link



STEP 3 – Click "WATCH"

You'll see a blue WATCH link button under the name of the play. Click that to go to the viewing screen.



The viewing screen has a countdown feature. When your 48-hour viewing window starts, the show will be immediately available to watch. Click the arrow at the bottom left of the screen to start the play.

In the little menu at the bottom right, you'll find the button for closed caption and the four-arrow button for full screen viewing. Click the arrow button again to pause the play. If you don't resume play within 90 minutes, you'll be required to log in again.